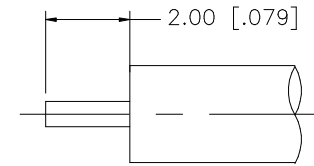
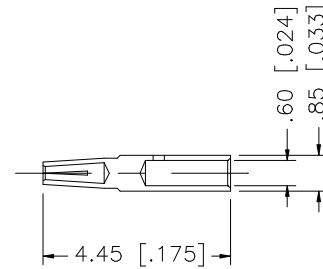
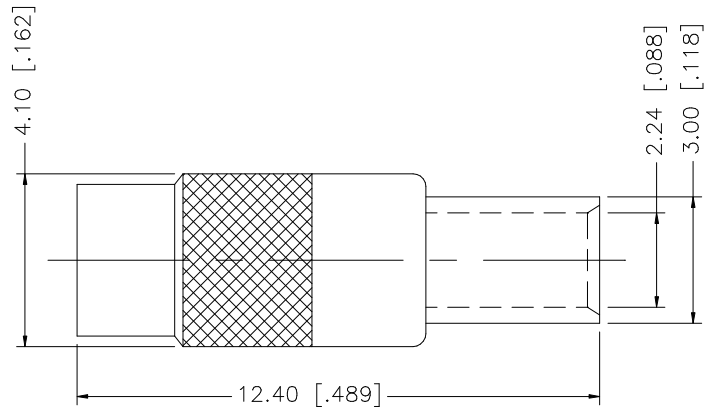


REV.	DATE	DESCRIPTION
NC	04/29/99	INITIAL RELEASE
A	02/19/07	UPDATE DRAWING FORMAT



RECOMMENDED CABLE STRIPPING DIM'S.

8				
7				
6				
5				
4				
3	CONTACT PIN	BER. COPPER	GOLD	1
2	INSULATOR	TEFLON	NATURAL	1
1	BODY	BRASS	GOLD	1
DESCRIPTION	MATERIAL	FINISH	QTY	

UNLESS OTHERWISE SPECIFIED DIMENSIONS ARE IN MILLIMETERS. DIMENSIONS IN [] ARE IN INCHES AND FOR CUSTOMER REFERENCE ONLY.

UNLESS OTHERWISE SPECIFIED TOLERANCES FOR MILLIMETERS ARE:
0.5 - 8mm ± 0.20mm
8 - 30mm ± 0.40mm
30 - 120mm ± 0.50mm

UNLESS OTHERWISE SPECIFIED TOLERANCES FOR INCHES ARE:
.020 - .315 = ± 0.007"
.315 - 1.180 = ± 0.015"
1.180 - 4.724 = ± 0.020"

DO NOT SCALE DRAWING

APPROVALS	DATE
DRAWN G.R.S.	02/19/07
CHECKED	
ISSUED	
SHEET 1 OF 1	
CAD FILE	C:/262/262123.DWG

Amphenol Connex

PART DESCRIPTION

MMCX CRIMP JACK
(FOR .085", .086" SEMI RIGID CABLE)

PART NO.

262123

DWG. NO.

262123.DWG

REV. A

SIZE A

SCALE NA