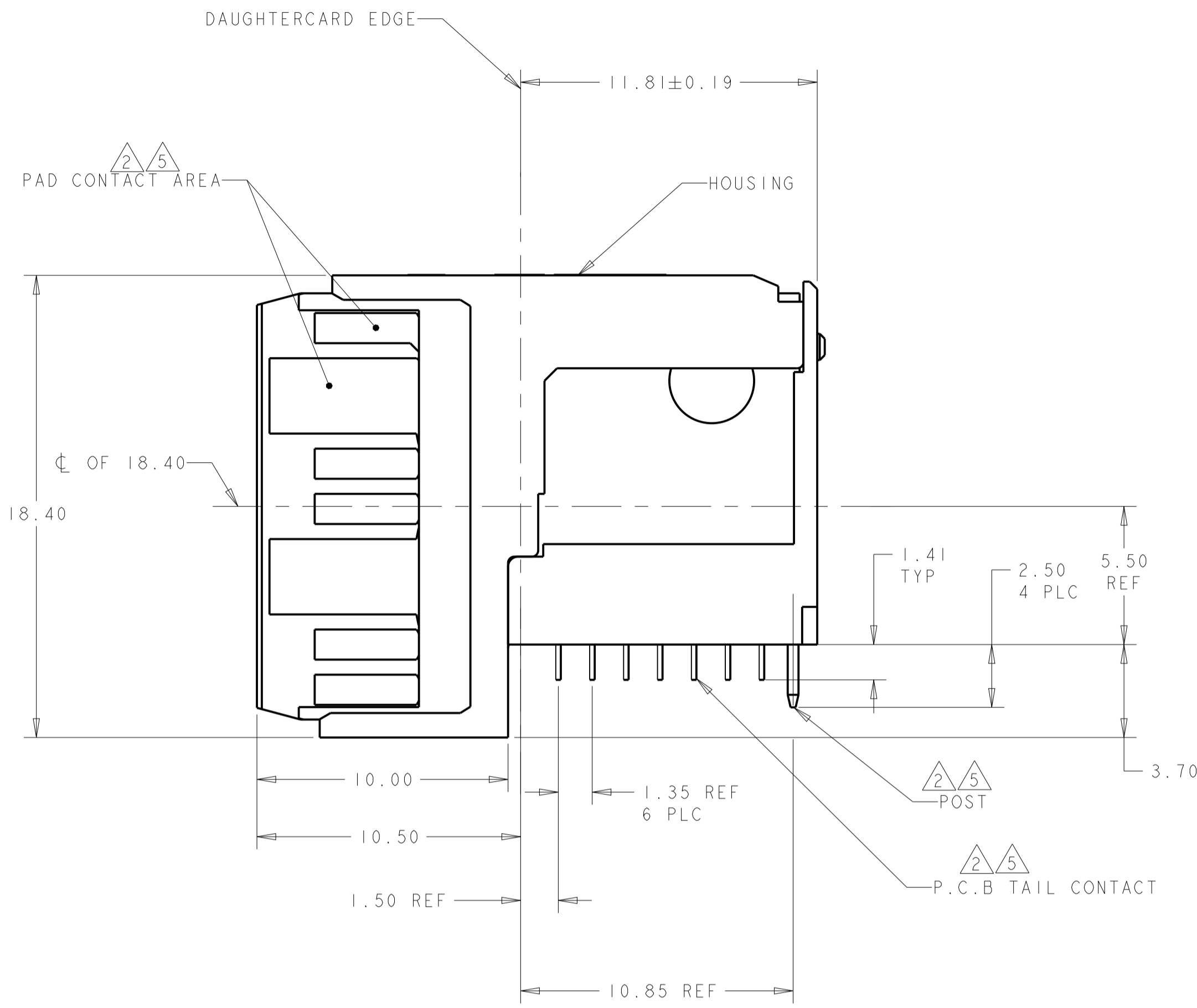
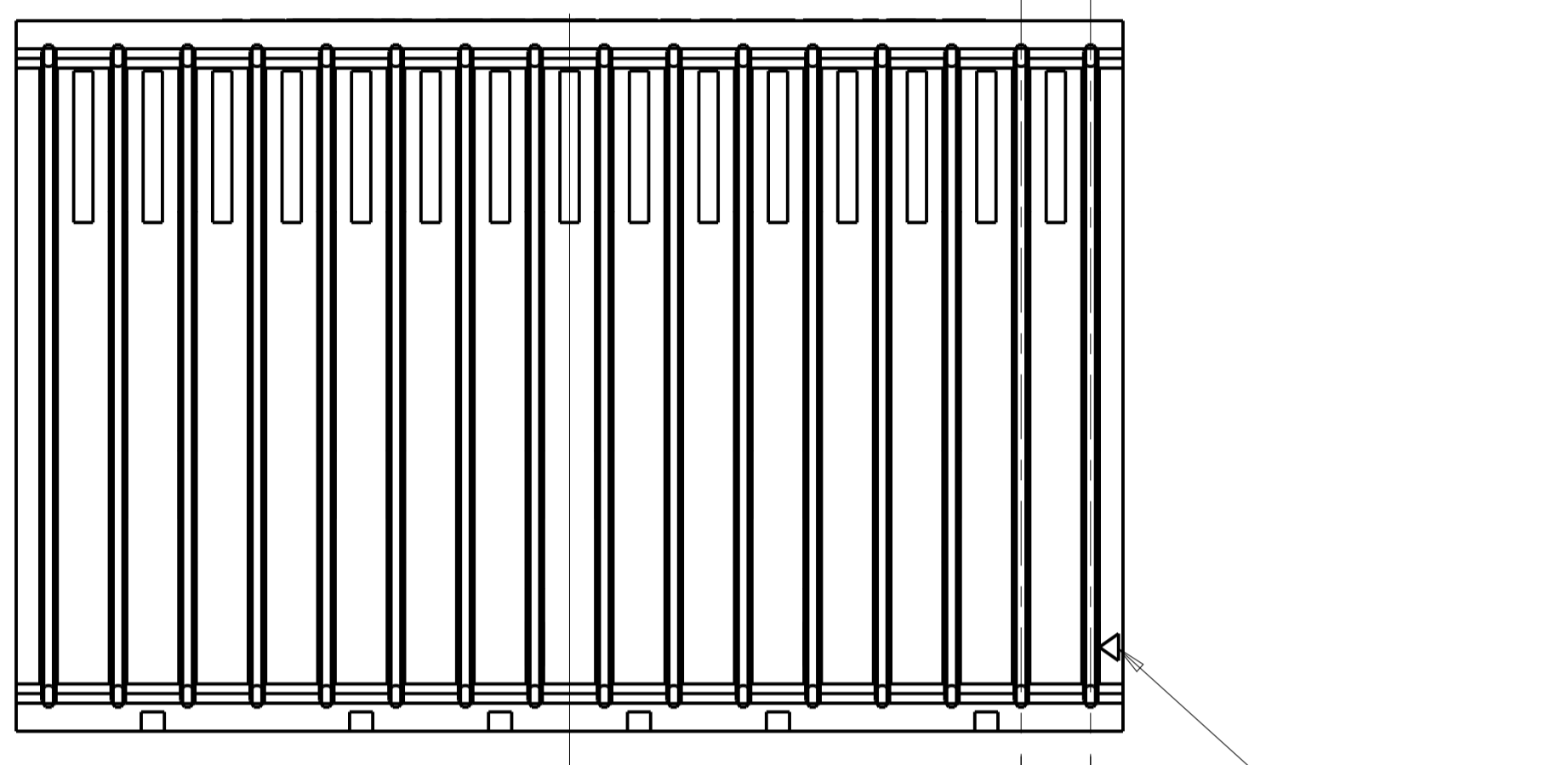


LOC		DIST		REVISIONS			
				REV	PER	DATE	BY
		D		REV PER ECO	14-014390	9-23-14	CT



- 1 HOUSING: LCP, UL94V0. COLOR: BLACK. CONTACT: PHOSPHOR BRONZE. POST: BRASS WIRE
- 2 CONTACT: 1.27µm MIN GOLD IN PAD CONTACT AREA 1.27µm MIN TIN-LEAD ON PCB TAIL OVER 1.27µm MIN NICKEL OVER ALL. POST 1.27µm MIN NICKEL PLATED.
- 3 PLATED THROUGH HOLE PER 114-13056, FIGURE 4
- 4 SEE TABLE 1 FOR INTERCONNECTIONS TO BACKPLANE CONNECTOR.
- 5 CONTACT: 1.27µm MIN GOLD IN PAD CONTACT AREA, 1.27µm MIN TIN ON PCB TAIL OVER 1.27µm MIN. NICKEL OVER ALL. POST: 1.27µm MIN NICKEL PLATED.

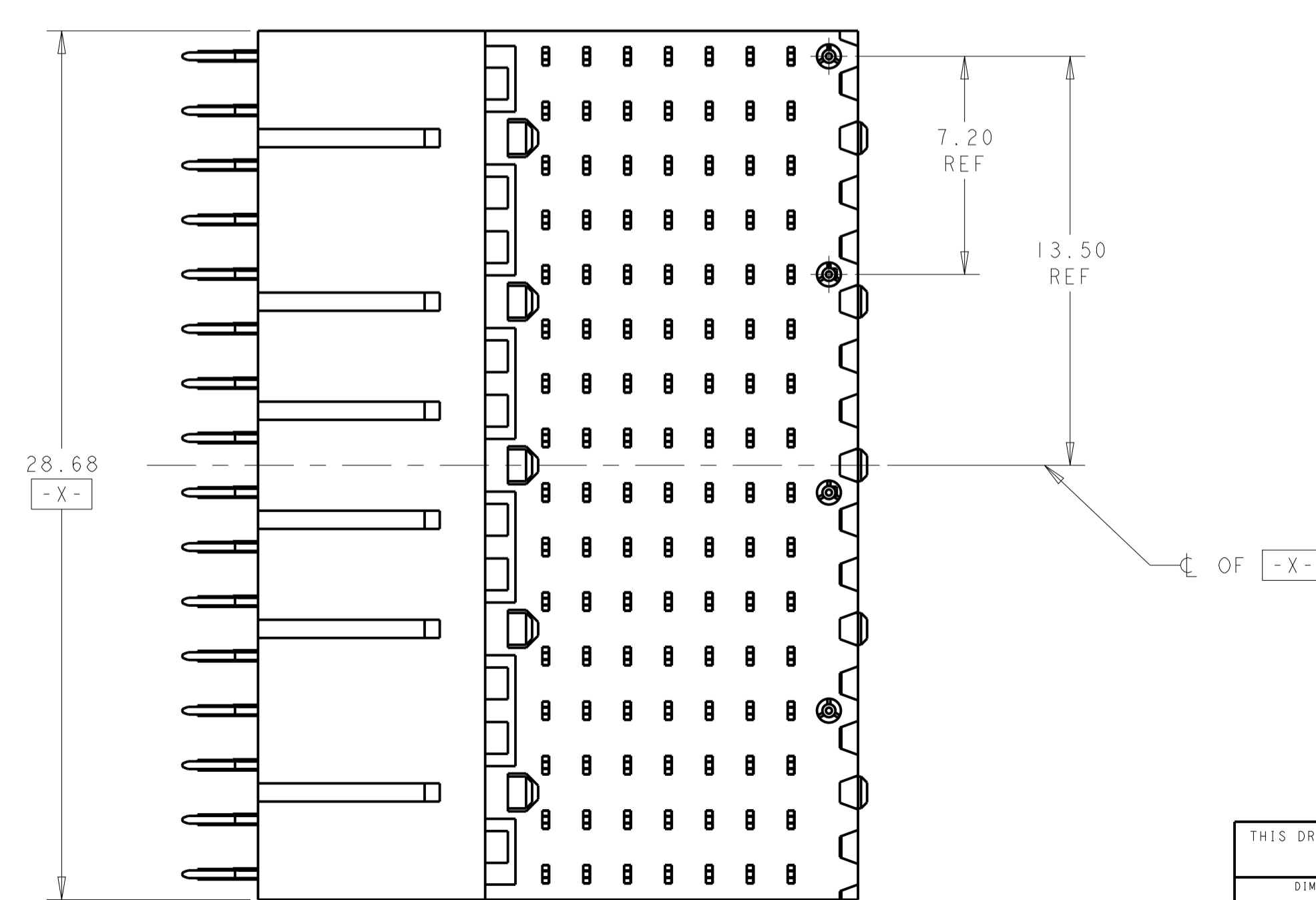
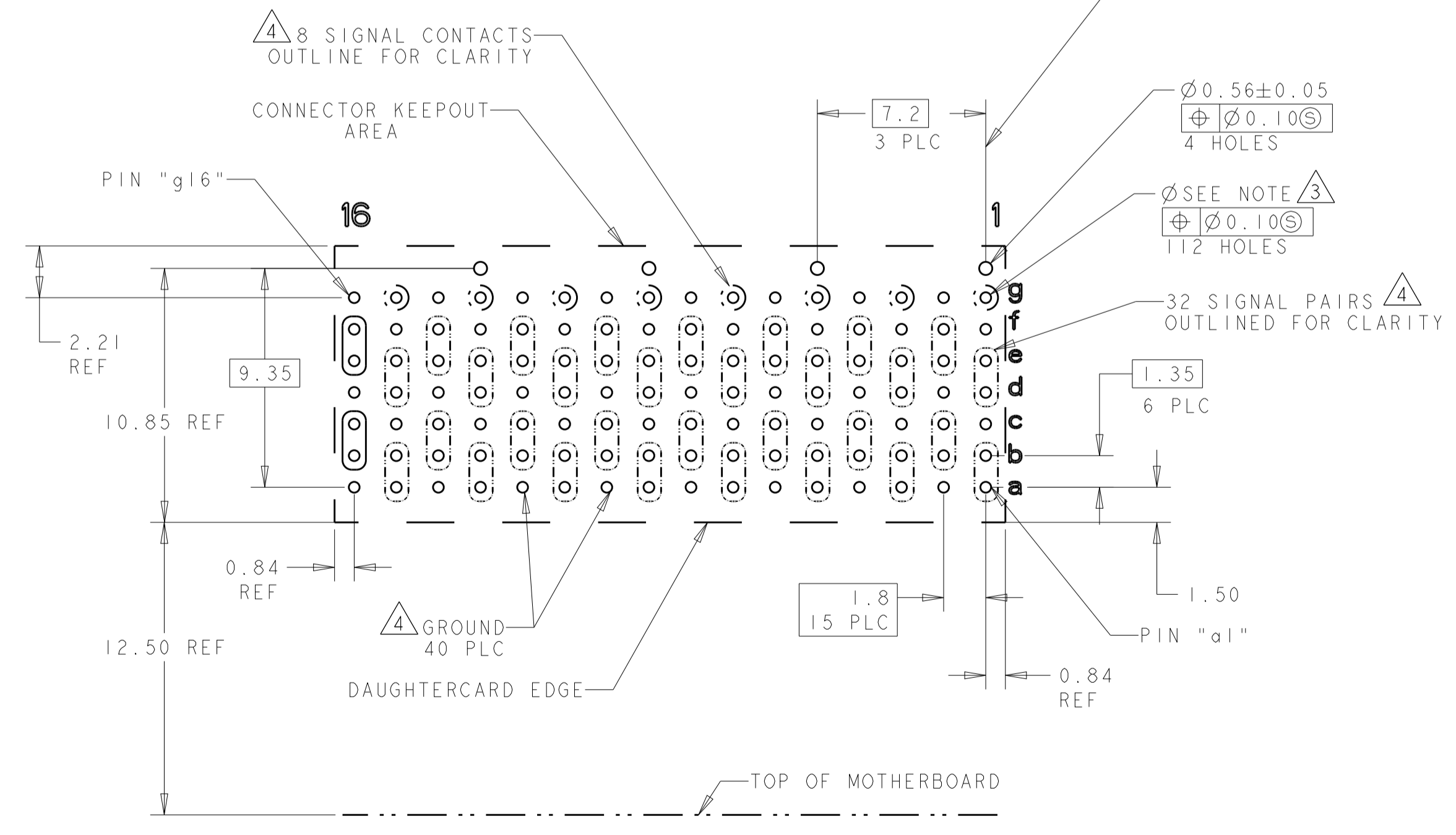
TABLE 1  
INTERCONNECTIONS WITH BACKPLANE CONNECTOR 2102736-1

TYPICAL INTERCONNECTIONS FOR EACH EVEN-NUMBERED COLUMN (WAFER): 2, 4, 6, 8, 10, 12, 14, 16		
CONTACT USAGE	DAUGHTERCARD CONNECTOR PIN	BACKPLANE CONNECTOR PIN
SIGNAL PAIR	bx	cx
SIGNAL PAIR	cx	dx
SIGNAL PAIR	ex	gx
SIGNAL PAIR	fx	hx
GROUND	ax, dx, gx, (ALL COMMONED)	ax, bx, ex, fx, ix

TYPICAL INTERCONNECTIONS FOR EACH ODD-NUMBERED COLUMN (WAFER): 1, 3, 5, 7, 9, 11, 13, 15		
CONTACT USAGE	DAUGHTERCARD CONNECTOR PIN	BACKPLANE CONNECTOR PIN
SIGNAL PAIR	ax	ax
SIGNAL PAIR	bx	bx
SIGNAL PAIR	dx	ex
SIGNAL PAIR	ex	fx
SIGNAL PAIR	gx	ix
GROUND	cx, fx (ALL COMMONED)	cx, dx, gx, hx

NOTE: "x" DESIGNATES THE COLUMN NUMBER



THIS DRAWING IS A CONTROLLED DOCUMENT.		OWN R. MILLER 04OCT2011	2102771-2
DIMENSIONS: mm		CHK K. THACKSTON 12JAN2012	2102771-1
TOLERANCES UNLESS OTHERWISE SPECIFIED:		APP'D M. McALONIS 15SEP2012	PLATING PART NO
0 PLC ±	1 PLC ±0.5	PRODUCT SPEC	RIGHT-ANGLE PLUG ASSEMBLY, 7 ROW, CENTER, 20.3mm, MULTIGIG RT 2-R, DAUGHTERCARD CONNECTOR, DIFFERENTIAL
2 PLC ±0.13	3 PLC ±	APPLICATION SPEC	108-2072
4 PLC ±	5 PLC ±	SIZE CAGE CODE DRAWING NO	114-13056
ANGLES ±	FINISH ±	WEIGHT	10.33g
MATERIAL	SEE TABLE	Customer Drawing	A100779C=2102771
SCALE 6:1		SHEET 1 OF 1	REV D